



**Restoring Hope.
Providing Healing.**

Annual Impact Report: FY23
July 1, 2022 – June 30, 2023



THE BUCKEYE RANCH MISSION

Restoring hope and providing healing
for children, youth, and families



Table of Contents

Overview	5
Total Individuals Served	
Total Individual Demographic Breakdown	
Total Mental Health Prevention & Education Encounters	
Integrated Care Program Line	6-7
Care Management Entity (CME)	
Admissions & Engagement/Same Day Access (A&E)	
Pharmacological Management	
Child Welfare Program Line	8-9
Permanent Family Solutions Network (PFSN)	
Foster Care	
Bridges	
My Place	
Community & Education Mental Health Treatment Program Line	10-11
Day Treatment at The Bonner Academy	
Functional Family Therapy (FFT)	
Intensive Family Support Program (IFSP)	
Intensive Home-Based Therapy (IHBT)	
Multisystemic Therapy (MST)	
Outpatient	
Somali Mental Health	
Education/School Based	
Residential Mental Health Treatment Program Line	12-13
Qualified Residential Treatment Program (QRTP)	
Residential Medication Management	
Mental Health Prevention & Education	14-15
Somali Outreach	
School Based Outreach	
Dowd Education Center & Boys and Girls Club	



Our FY2023 Impact

The Buckeye Ranch has been proudly serving children, youth, and families in Ohio for more than 62 years. Our coordinated services assist families who are urgently seeking help. Without access to this critical care, families and communities struggle to keep their children safe and supported. When families experience restored hope, they can begin their journey of healing and contribute to a thriving community.

This report is a quantitative and qualitative presentation of The Buckeye Ranch’s fiscal year 2023 demographic depth of reach and programmatic outcomes. It was assembled using a data collection and analysis framework that emphasized program line outcomes and feedback from internal and external stakeholders.

Satisfaction Survey Results

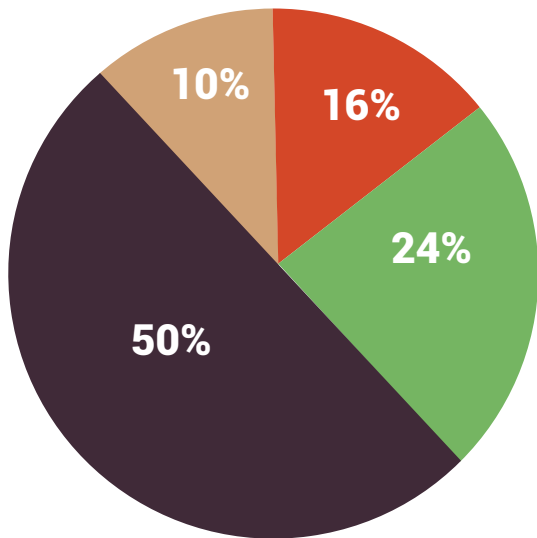
The Buckeye Ranch prioritizes stakeholder involvement and engages in the collection of their feedback throughout the year.

Question	% of Discharged Respondents Answering Yes	% of Respondents Answering Agree or Strongly Agree
I was involved in case planning for services.	89%	87%
I made/am making progress toward my goals.	84%	86%
I would recommend TBR services to others.	90%	75%

Total Individuals Served

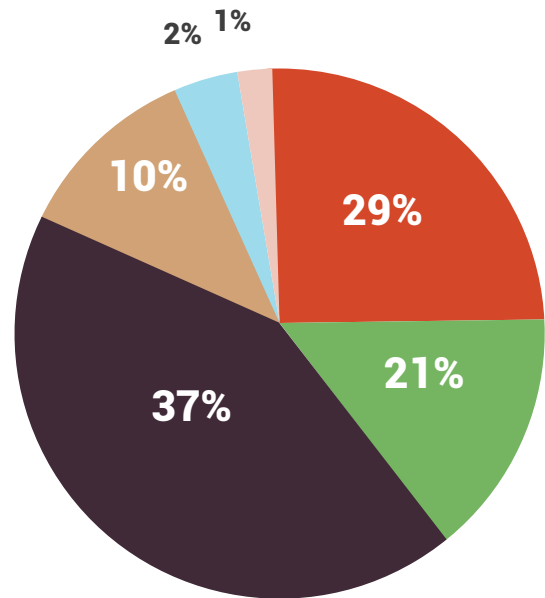
Program Line	Individuals Served
Integrated Care	2096
Child Welfare	2335
Community & Education Based Mental Health	1417
Residential Mental Health Treatment	186
Total Individuals Served	6034
Total Mental Health Prevention & Education Encounters	13,090

Age of Individuals Served



- Ages 0-5
- Ages 6-10
- Ages 11-17
- Ages 18-26

Race of Individuals Served



- White
- Unidentified
- Black/African American
- Two or more
- Single
- Asian

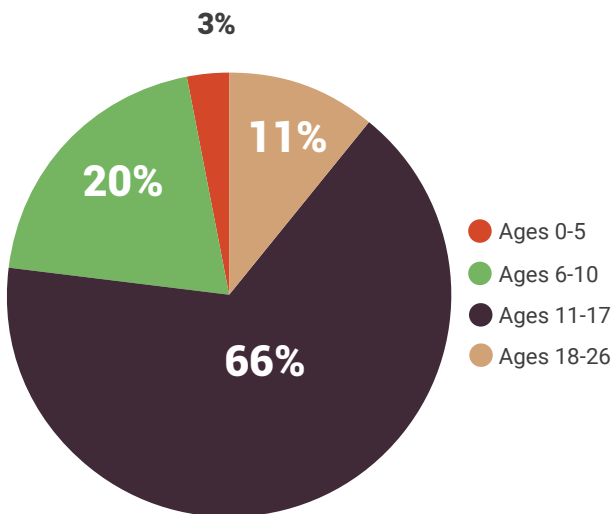
Integrated Care Program Line

The Buckeye Ranch Integrated Care program line focuses on the vision of integrating the care of our children, youth, and families with internal and external stakeholders through care coordination and supporting families through many complex systems.

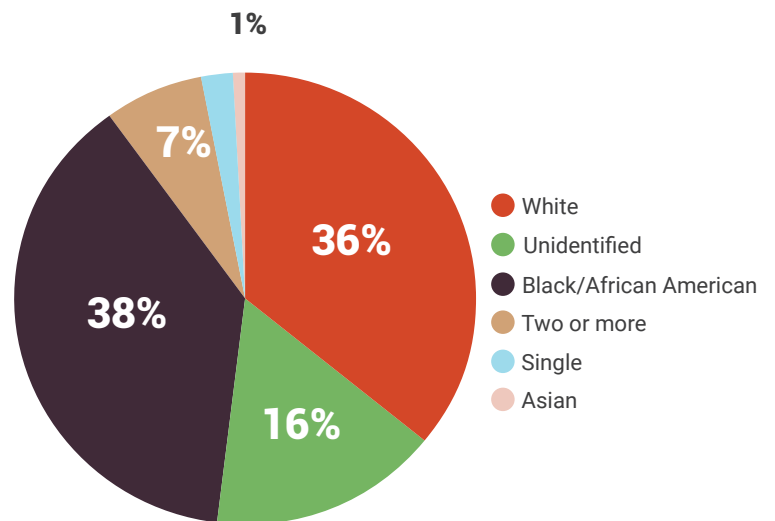
Total Individuals Served by Integrated Care Programs

Program	Individuals Served
Care Management Entity (CME)	913
Admissions & Engagement/Same Day Access (A&E)	760
Pharmacological Management	423
Total	2096

Age of Individuals in Integrated Care Program Line



Race of Individuals in Integrated Care Program Line





Care Management Entity (CME)

The CME works within the community to serve as the “locus of accountability,” delivering wraparound care coordination in specific geographic areas for those enrolled in OhioRISE. CME helps develop and leverage a system of coordinated care for individuals and families.

Admissions & Engagement/ Same Day Access (A&E)

Our admissions team greets families by answering general questions, making referrals, completing assessments, and ensuring linkage to appropriate programs.

Pharmacological Management

The Pharmacological Management team consists of physicians, nurse practitioners, registered nurses, and other supportive members who specialize in child and adolescent mental health.

913

INDIVIDUALS SERVED BY
CME

760

INDIVIDUALS ASSESSED BY
ADMISSIONS & ENGAGEMENT/SAME
DAY ACCESS (A&E)

423

INDIVIDUALS SERVED BY
PHARMACOLOGICAL MANAGEMENT

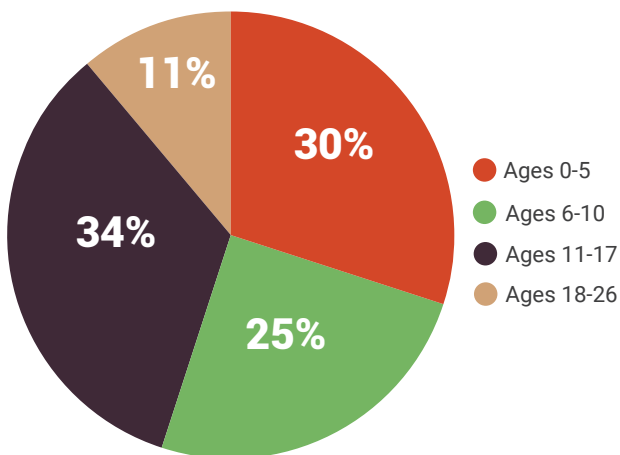
Child Welfare Program Line

Our Child Welfare program line consists of four programs committed to meeting the needs of individuals and families working within the child welfare systems. These case management services strive to provide safety, permanency, and family well-being.

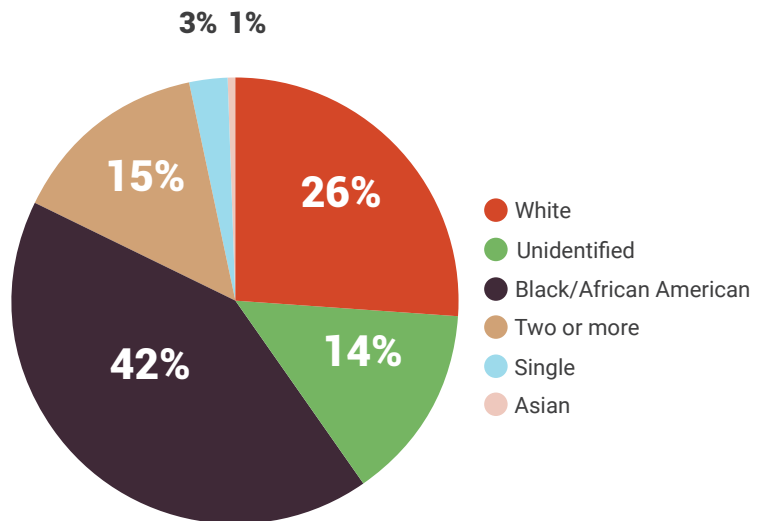
Total Individuals Served by Child Welfare Programs

Program	Individuals Served
Permanent Family Solutions Network (PFSN)	1845
Foster Care	387
Bridges	58
My Place	45
Total	2335

Age of Individuals in Child Welfare Program Line

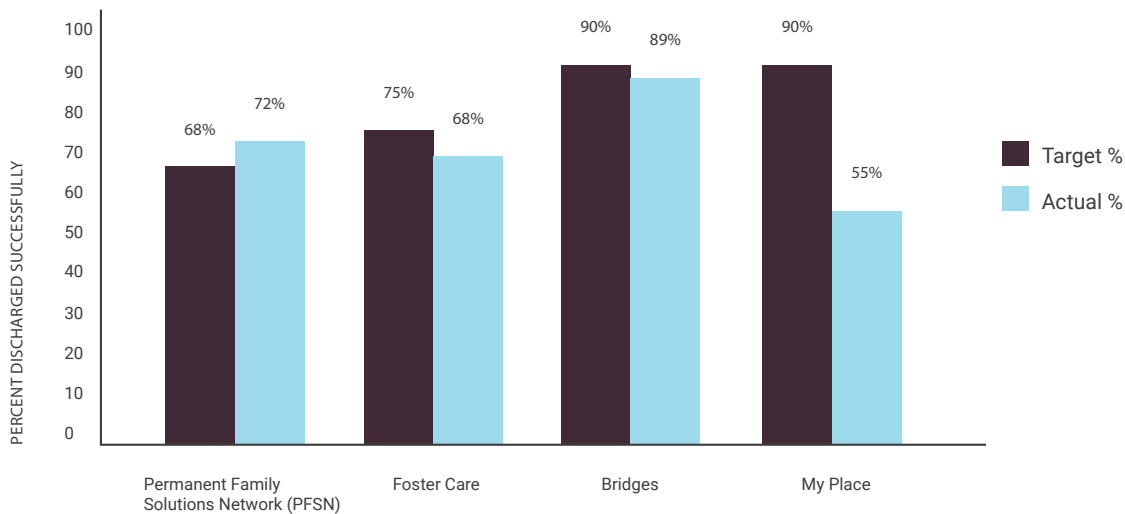


Race of Individuals in Child Welfare Program Line



Child Welfare Successful Discharges

The Buckeye Ranch makes it a priority to ensure that youth are discharged from our programs into safe and secure environments. Each program sets a target for successful discharges. Target percentages can vary and depend on contracts and individual program composition.



*Outcome data is regularly reviewed by our QI team to determine if improvement plans are necessary when target goals are not met consistently.

Transitional Aged Youth (TAY) Educational Successes

Success can be measured in a variety of ways for our young adults, including graduating from high school and enrolling in college.

Programs	High School Graduates	College Enrollees
Bridges & PFSN	9	6
My Place	10	2
Totals	19	8

Foster Care Successes

Our Foster Care program offers many opportunities to engage with potential foster parents. They assist in converting appropriate inquiries into completed applications, home studies, and conclude with licensed foster homes.

392

FOSTER PARENT INQUIRIES

86

FOSTER PARENT APPLICATIONS COMPLETED

38

FOSTER PARENT HOME STUDIES COMPLETED

10%

FOSTER PARENT INQUIRIES CONVERTED TO LICENSURE

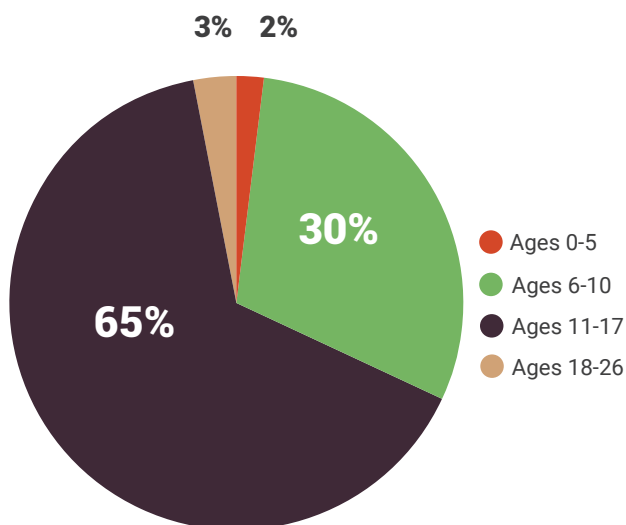
Community & Education Based Mental Health Treatment Program Line

Our Community & Education Based Mental Health Treatment program line offers an extensive continuum of care for children, youth, and families experiencing concerns with their mental health. Evidence-informed and evidence based interventions are utilized, in collaboration with other systems, to provide the best possible treatment options.

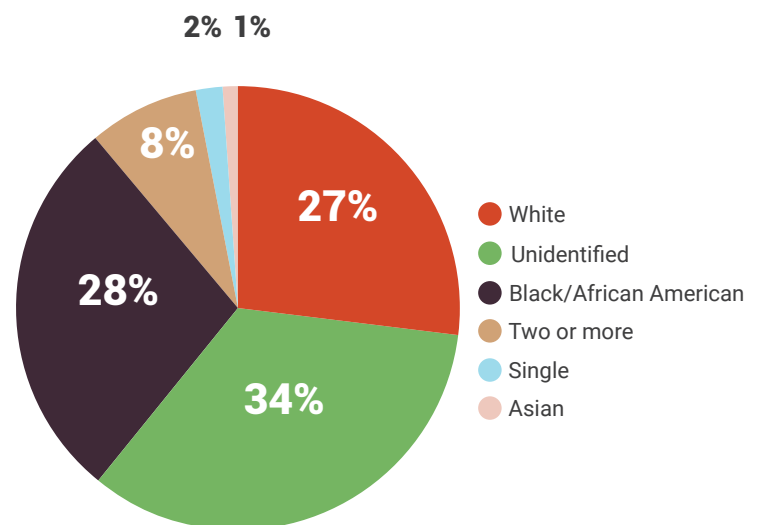
Total Individuals Served by Community & Education Based Mental Health Programs

Program	Individuals Served
Day Treatment at The Bonner Academy	79
Functional Family Therapy (FFT)	107
Intensive Family Support Program (IFSP)	471
Intensive Home-Based Therapy (IHBT)	67
Outpatient (OP)	163
Multisystemic Therapy (MST)	94
Somali Mental Health	40
Education/School Based	396
Total	1417

Age of Individuals in Community & Education Based Mental Health Program Line

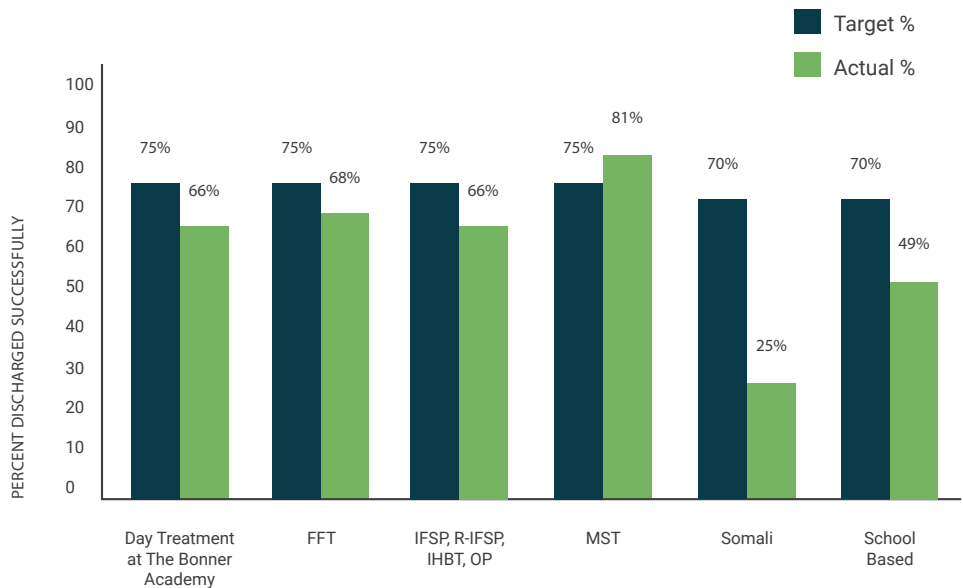


Race of Individuals in Community & Education Based Mental Health Program Line



Community & Education Based Mental Health Treatment Successful Discharges

Our Community & Education Based Mental Health Treatment programs define a successful discharge as when the majority of individual goals have been met.



*Outcome data is regularly reviewed by our QI Team to determine if improvement plans are necessary when target goals are not met consistently.

Improvements Identified Through Daily Living Activities (DLA-20) Assessments

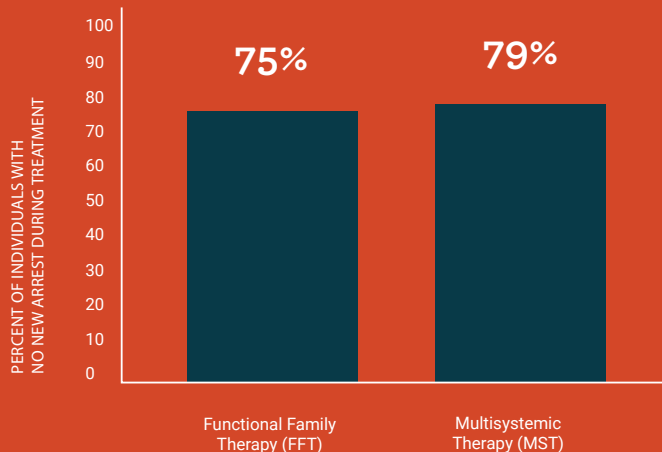
The Daily Living Activities (DLA-20) is a comprehensive functioning measurement tool. The assessment gathers information about an individual's daily living activities to identify strengths and needs in 20 different areas. Results are compared to wellness anchors based on clinical observation and individual reports. The DLA-20 is completed throughout treatment for progress tracking.

Programs	% Increase in Score
Day Treatment at The Bonner Academy	65%
FFT	75%
IFSP, IHBT, R-IFSP, OP	66%
MST	67%
Somali Mental Health	78%
Education/School Based Services	36%

*Outcome data is regularly reviewed by our QI Team to determine if improvement plans are necessary when target goals are not met consistently.

Recidivism Success Rate

Our evidence-based programs, Functional Family Therapy (FFT) and Multisystemic Therapy (MST) partner with juvenile court systems to deter youth from further involvement with the legal system.



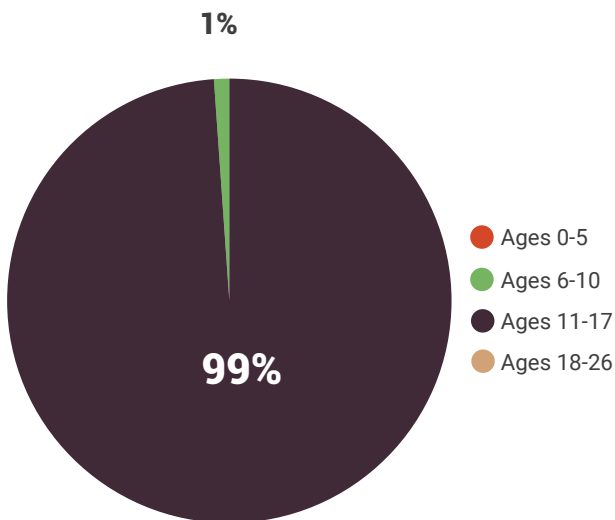
Residential Mental Health Treatment Program Line

Our Residential Mental Health Treatment program is a Qualified Residential Treatment Program (QRTP) certified by Ohio Department of Mental Health and Addiction Services (OhioMHAS). The program offers an array of services that focus on trauma-informed therapeutic approaches in efforts to preserve family relationships for successful transition back to homes within their communities.

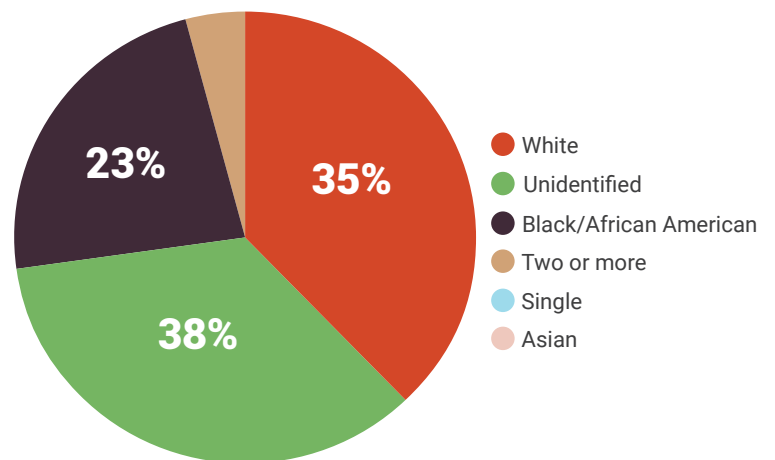
Total Individuals Served by Residential Mental Health Treatment Programs

Program	Individuals Served
Qualified Residential Treatment Program (QRTP)	186
Residential Med Mgt	164 (of 186 total served)
Total	186

Age of Individuals in Residential Mental Health Treatment Program Line



Race of Individuals in Residential Mental Health Treatment Program Line





Residential Mental Health Treatment Successful Discharges

The Buckeye Ranch defines a successful discharge as a youth meeting the majority of their individual treatment goals.

80%

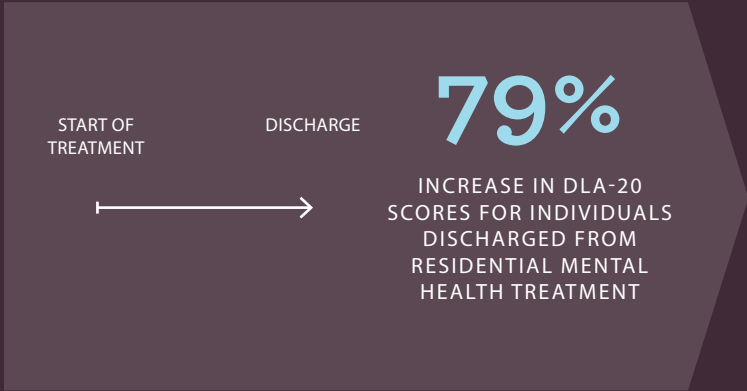
SUCCESSFUL DISCHARGES FROM
RESIDENTIAL MENTAL HEALTH
TREATMENT PROGRAMS

110

SUCCESSFUL DISCHARGES FROM
RESIDENTIAL MENTAL HEALTH
TREATMENT PROGRAMS

Improvements Identified Through Daily Living Activities (DLA-20) Assessments

The Daily Living Activities (DLA-20) is a comprehensive functioning assessment and outcomes measurement tool. The assessment gathers information about an individual's daily living activities to identify strengths and needs in 20 different areas. The individual's activities are compared to wellness anchors based on clinical observation and individual reports. The DLA-20 is completed throughout treatment for progress tracking.

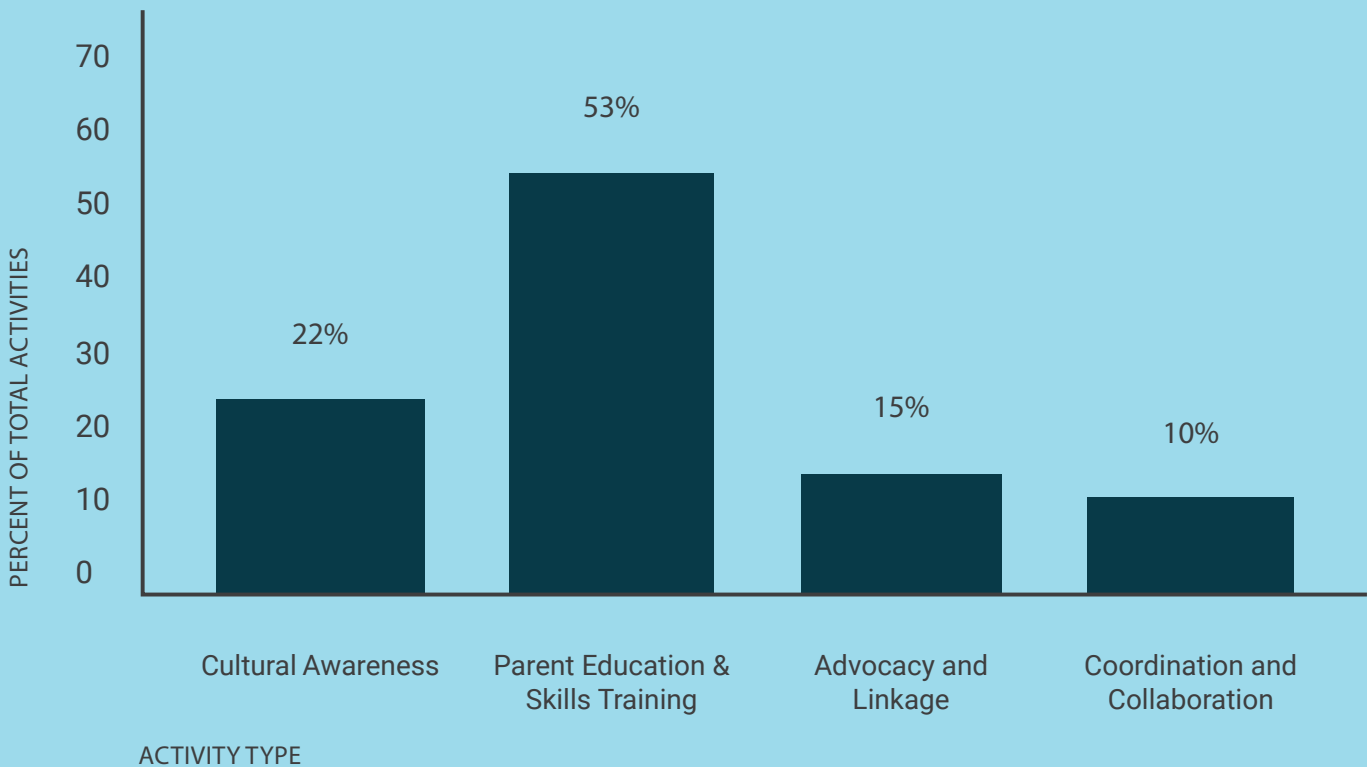


Mental Health Prevention & Education

The Buckeye Ranch makes it a priority to facilitate mental health prevention and education engagements with children, youth, and families in collaboration with community partners. These opportunities are made possible by grant funding.

Somali Outreach

As part of our commitment to Central Ohio's Somali community, a variety of activities are offered throughout the year by the Somali outreach team, including cultural awareness, parenting education and skills training, advocacy and linkage activities, and coordination and collaboration. In total, Somali outreach team members had 12,796 encounters with individuals and families within the community.



School-Based Outreach and Prevention

The Buckeye Ranch received an Ohio Department of Education (ODE) grant to provide Tier I Early Prevention services using Dialectical Behavioral Therapy (DBT) informed social emotional learning skills groups during the summer for third and eighth graders. This opportunity, referred to as the DBT Summer Experience, took place in several Columbus City Schools. The DBT Summer Experience Groups also allowed for the contractual hiring of college students paid through a stipend to assist in these groups and provided them with behavioral health career experience.

294

TOTAL
STUDENTS
SERVED

252

STUDENTS
WITH PERFECT
ATTENDANCE

252

GIFT CARDS
PASSED OUT
FOR PERFECT
ATTENDANCE

294

BOOKBAGS GIVEN
TO STUDENTS
AND FAMILIES

Four Schools Served

- Africentric
- Champion
- Arts Impact Middle
- Woodward

Dowd Education Center and Boys & Girls Club

The Buckeye Ranch partners with The Dowd Education Center (part of Homes for Families) and Boys & Girls Club to provide Tier I Early Prevention services using Dialectical Behavioral Therapy (DBT) informed social emotional learning skills.

Location	Number of Buckeye Ranch Clinicians	Clinician Hours/Year
Dowd Education Center	1	288
Boys & Girls Club	3	576
Total	4	864





the buckeye
ranch

we raise hope